

Extended Schools Scrutiny Review

Parental Survey Results

Response rate by school - Table 3.1 shows the response rate by school:

School	Total	School	Total	School	Total
Scarcroft Primary	18	St Wilfrids RC School	5	Badger Hill Primary	2
Robert Wilkinson Primary	16	Wheldrake Primary	5	Lakeside Primary	2
None given	15	Wigginton Primary	5	Lord Deramores Primary	2
Poppleton Ousebank Primary	15	Acomb Primary	4	Osbalwick Primary	2
Huntington Primary	13	Carr Infant	4	Rufforth Primary	2
Hemplands Primary	11	Clifton Green Primary	4	St Marys Primary	2
Copmanthorpe Primary	10	Dunnington Primary	4	St Paul's Nursery School	2
Ralph Butterfield Primary	10	Headlands Primary	4	Yearsley Grove Primary	2
Bishopthorpe Infant	7	Knavesmire Primary School	4	Burton Green Primary	1
Clifton with Rawcliffe Infants	7	Park Grove Primary	4	Fulford Primary School	1
Dringhouses Primary	7	Westfield Primary	4	Haxby Road Primary School	1
English Martyrs Primary	7	Elvington Primary	3	New Earswick Primary	1
Naburn Primary	7	Our Ladys RC Primary	3	St Georges	1
St Oswalds Primary	7	Poppleton Road Primary	3	St Lawrences Primary	1
St Aelreds	6	Rawcliffe Infants	3	Stockton on the Forest Primary	1
Fishergate	5	Skelton Primary	3		
Grand Total					246
Table 3.1					

Age profile of children and young people

The survey was sent to all parents of six year olds in York schools. Table 4.1 shows the profile of age ranges of parents that responded to the survey.

Age	Total number	Age	Total number	Age	Total number	Age	Total number
0	6	4	15	8	10	12	3
1	12	5	85	9	12		
2	24	6	61	10	8		
3	42	7	15	11	2		
Table 4.1							

As would be expected, the majority of respondents had children aged around 5 or 6 years old. The number of responses for young people of 10 and over is significantly lower and as such results relating to this group should be viewed with more caution.

Household income

Table 5.1 shows how respondents answered question 12 relating to household income.

Household income?	Total
£1300+	47
£1000-£1300	25
£501-£1000	97
£301-500	32
£100-300	20
Less than £100	2
(blank)	23
Grand Total	223

Table 5.1

Chart 5.1 shows the profile of respondents weekly household income.

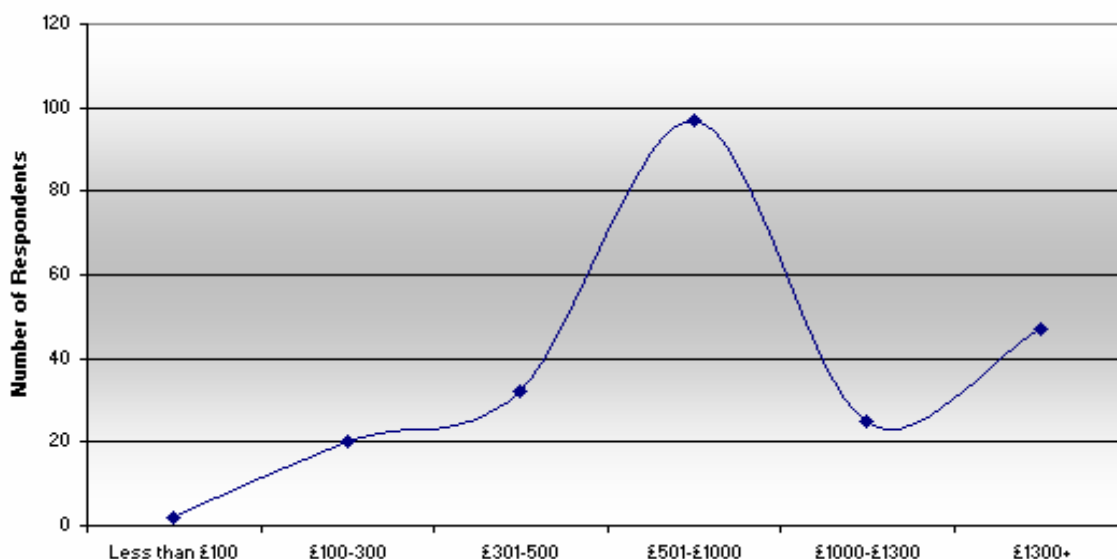


Chart 5.1

The profile shows that there has been a low response rate from those with an income of below £300. The majority of those responding have a household income of between £501-1000 per week.

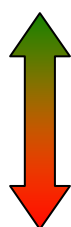
Three main reasons for using childcare

Table 6.1 shows how respondents ranked the main reasons they use childcare.

Ranking	Work	Training / Study	Social Activities	Respite	Free 3/4 year old provision
1	163	11	15	9	38
2	8	20	17	12	23
3	7	10	14	10	3
Grand Total	178	41	46	31	64
Weighted Average	1.12	1.98	1.98	2.03	1.45

Table 6.1

Where table 6.1 talks about “weighted average” this shows the average ranking that was given to that reason. By looking at these weighted averages it is possible to put in order the main reasons parents gave for using childcare:



- Work
- Free 3 and 4 year old provision
- Training / study
- Social activities
- Respite

Table 6.2 shows the main reasons for using childcare broken by household income. Work remains a key feature as a main reason for using childcare across the income ranges. However the second and third reasons for accessing childcare do seem to vary more according to household income.

Household income	Main reason	Second reason	Third Reason
£1300+	Work	Respite	Free 3&4 year old funding
£1000-£1300	Work	Respite	Free 3&4 year old funding
£501-£1000	Work	Free 3&4 year old funding	Training / study
£301-500	Free 3&4 year old funding	Work	Social Activities
£100-300	Work	Free 3&4 year old funding	Training / study
Less than £100	Work and Free 3&4 year old funding joint top		No third main reasons given.

Table 6.2

Types of childcare used in the last year and average cost

Table 7.1 shows what types of childcare have been used in the past year and how much parents feel on average this has cost them (per child per week).

	Number used in last year	Average cost per child per week
None	32	£0.00
Nanny	6	£140.80
Childminder	47	£35.19
Family/friend	98	£3.43
Creche	8	£44.29
Day Nursery	61	£79.77
School Nursery	12	£25.00
Pre-School Playgroup	54	£10.22
Before School Club	40	£8.24
Lunch Club	9	£3.81
After School Club	71	£15.42
Holiday Club	55	£51.65

Table 7.1

How childcare is taken does seem to show some variations according to household income.

- There seems to be a peak of those least likely to be using childcare in the £301-£500 range.
- The income range of £301-£500 is also least likely to be using a childminder.
- The use of families and friends is fairly steady across the income ranges although slightly lower for those in the £1,300+.
- Day nurseries seem to be less likely to be used by those in the £100-£300 and £501-£1000 range. However there is a spike of usage between these ranges for those with an income of £301-£500.
- Families with a weekly household income of £100 - £500 are less likely to use an after school club or a holiday club.

How many hours of childcare used per week by age of child

Table 8.1 shows the average number of hours of childcare that is being accessed broken by the age of the child.

Age	0	1	2	3	4	5	6	7	8
Hours	21.0	15.6	17.5	21.2	15.6	7.2	7.3	9.3	6.4

Age	9	10	11	12	13	14	15	16
Hours	6.6	4.6	6.0	4.0	22.0	0.0	22.0	21.0

Table 8.1

Chart 8.1 shows this average usage in a graph.

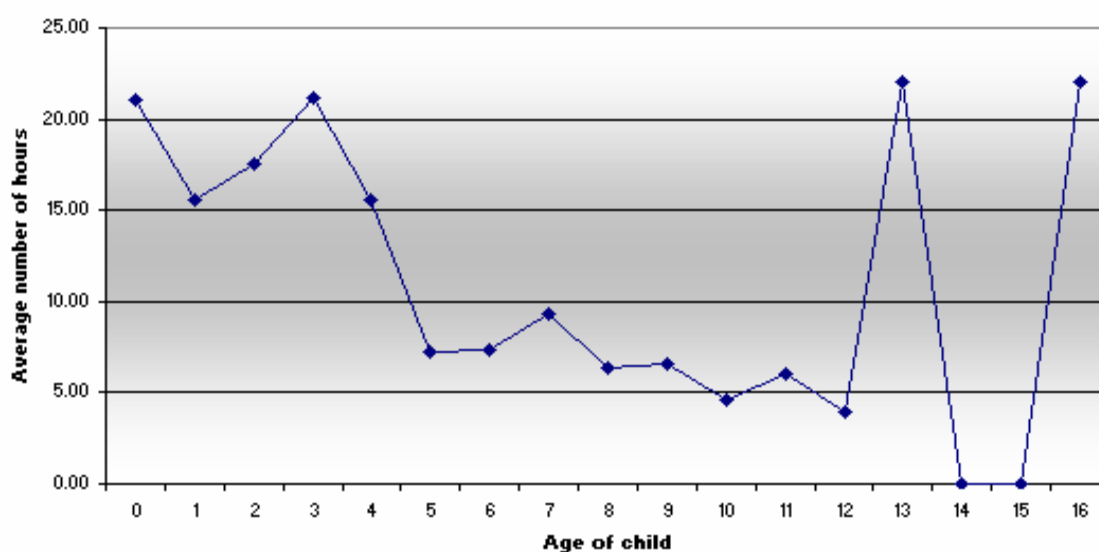


Chart 8.1

The profile of chart 8.1 suggests that the biggest users of childcare, in terms of hours, are pre-school children and those in secondary school. However as the survey was sent to parents of six year olds the number of returns for the older age groups means the data is less reliable.

When do people need to access childcare

Table 9.1 shows when parents needed access to childcare.

	Total
Weekdays	175
Weekends	15
School Holidays	123
Table 9.1	

The vast majority of people have said they need childcare on weekdays, closely followed by school holidays and then by a much lesser extent weekends.

Table 9.2 shows the times of day that parents have said they need to have access to childcare.

Data	Total
All day	88
Up to 9am	58
School Morning	35
Over Lunchtime	7
School Afternoon	19
After School	106
Table 9.2	

The majority of parents want to access childcare after school, followed by all day and to a lesser extent before school.

Out of school activities

This section of questions focuses more on what different types of out of school activities families are accessing, how much they are paying and what activities they would like to access. Table 10.1 shows what types of activities families are currently using.

Activity	Total	Activity	Total
Sports	122	Martial Arts	20
Dance	73	Faith Religious Groups	12
Uniform Groups	64	Cooking	11
Music	42	School Councils	11
Parent and Toddler Group	33	Youth Clubs	10
Arts and Crafts	27	Games Club	7
Other	26	Computer Clubs	6
Drama	24	Technology / Media Club	3
Languages	21	Homework Club	2
Grand Total = 514			
Table 10.1			

Table 10.2 shows the number of activities being accessed broken down by household income. To account for the different numbers of families from each income range that have responded a column has been added for “number of activities per family”.

Household income	Number of activities being accessed	Number of parents in this range	Number of activities per family
£1300+	103	47	2.19
£1000-£1300	52	25	2.08
£501-£1000	206	97	2.12
£301-500	70	32	2.19
£100-300	43	20	2.15
Less than £100	1	2	0.50
(blank)	39	23	1.70

Table 10.2

The profile of number of activities per family is shown in chart 10.1. This shows that generally there is a fairly even take up of activities across the income ranges. However with such a low return rate from those on the lowest incomes this data offers less reliability.

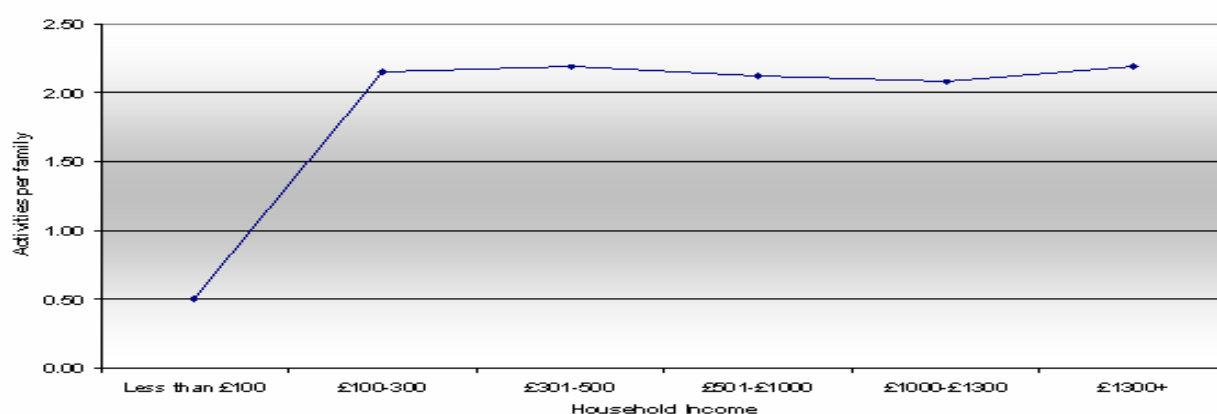


Chart 10.1

Table 10.3 shows the breakdown of the number of activities attended by school. As with table 10.2 an extra column has been added for number of activities per family.

School	Total	Number of parents responding from this school	Activities per family
Haxby Road Primary School	8	1	8.00
St Georges	5	1	5.00
Clifton Green Primary	18	4	4.50
Our Ladys RC Primary	11	3	3.67
Skelton Primary	10	3	3.33
Park Grove Primary	13	4	3.25
Naburn Primary	22	7	3.14
St Marys Primary	6	2	3.00
Ralph Butterfield Primary	29	10	2.90
Knavesmire Primary School	11	4	2.75
Dringhouses Primary	19	7	2.71
English Martyrs Primary	19	7	2.71
Huntington Primary	34	13	2.62
Poppleton Ousebank Primary	39	15	2.60

School	Total	Number of parents responding from this school	Activities per family
Wigginton Primary	12	5	2.40
Headlands Primary	9	4	2.25
Copmanthorpe Primary	22	10	2.20
St Oswalds Primary	15	7	2.14
Robert Wilkinson Primary	34	16	2.13
None given	31	15	2.07
Wheldrake Primary	10	5	2.00
Westfield Primary	8	4	2.00
St Lawrences Primary	2	1	2.00
Hemplands Primary	21	11	1.91
Scarcroft Primary	34	18	1.89
Acomb Primary	7	4	1.75
Clifton with Rawcliffe Infants	12	7	1.71
Poppleton Road Primary	5	3	1.67
Badger Hill Primary	3	2	1.50
Lakeside Primary	3	2	1.50
Rufforth Primary	3	2	1.50
St Paul's Nursery School	3	2	1.50
St Aelreds	8	6	1.33
Carr Infant	5	4	1.25
Lord Deramores Primary	2	2	1.00
Yearsley Grove Primary	2	2	1.00
Fulford Primary School	1	1	1.00
Stockton on the Forest Primary	1	1	1.00
Bishopthorpe Infant	6	7	0.86
Dunnington Primary	3	4	0.75
Rawcliffe Infants	2	3	0.67
Fishergate	3	5	0.60
St Wilfrids RC School	2	5	0.40
Elvington Primary	1	3	0.33
Burton Green Primary	0	1	0.00
New Earswick Primary	0	1	0.00
Osbaldwick Primary	0	2	0.00

Table 10.3

Average cost per child per week

Table 11.1 shows the average cost per child per week of attending different activities.

Activity	Average	Activity	Average
Dance	£3.80	Languages	£4.73
Drama	£5.00	Martial Arts	£5.04
Music	£5.00	Faith Religious Groups	£2.33
Cooking	£1.50	Parent and Toddler Group	£2.48
Arts and Crafts	£1.62	Technology / Media Club	£0.00
Youth Clubs	£1.72	Games Club	£1.50
Homework Club	£0.00	Uniform Groups	£2.54
School Councils	£0.00	Sports	£5.55

Computer Clubs	£0.00	Other	£5.71
Table 11.1			

What activities families would use if offered

Table 12.1 shows the activities that families would use if these were offered. For information the figures for what activities are currently being taken up are also shown.

Activity	Currently using	Would use	Difference
Music	42	108	66
Arts and Crafts	27	104	77
Drama	24	91	67
Cooking	11	77	66
Dance	73	75	2
Computer Clubs	6	65	59
Uniform Groups	64	64	0
Homework Club	2	56	54
Sports	122	56	-66
Languages	21	51	30
Martial Arts	20	50	30
Youth Clubs	10	43	33
Games Club	7	36	29
Technology / Media Club	3	23	20
Parent and Toddler Group	33	13	-20
Other	26	13	-13
School Councils	11	6	-5
Faith Religious Groups	12	4	-8
Total	514	935	
Table 12.1			

For most types of activities there are more people saying they would use activities (if offered / made available) than are currently taking them up.

Table 12.2 shows a comparison for the number of activities taken up per family to the number of activities that would be taken up per family and broken by school. This should highlight any areas where demand is higher than supply. However there should be a health warning placed against reading to many conclusions from this data given that the number of responses from each individual school can be very low.

School	Would use...	Number of responses	Would use per family	Activities per family	Difference
Fishergate	37	5	7.40	0.60	6.80
Burton Green Primary	6	1	6.00	0.00	6.00
Lord Deramores Primary	13	2	6.50	1.00	5.50
Dunnington Primary	23	4	5.75	0.75	5.00
St Oswalds Primary	45	7	6.43	2.14	4.29
Rawcliffe Infants	13	3	4.33	0.67	3.66
Carr Infant	19	4	4.75	1.25	3.50
St Paul's Nursery School	10	2	5.00	1.50	3.50
Wheldrake Primary	26	5	5.20	2.00	3.20
Badger Hill Primary	9	2	4.50	1.50	3.00
Osbalwick Primary	6	2	3.00	0.00	3.00

School	Would use...	Number of responses	Would use per family	Activities per family	Difference
Rufforth Primary	9	2	4.50	1.50	3.00
Yearsley Grove Primary	8	2	4.00	1.00	3.00
Clifton with Rawcliffe Infants	31	7	4.43	1.71	2.72
Elvington Primary	9	3	3.00	0.33	2.67
Bishopthorpe Infant	24	7	3.43	0.86	2.57
St Wilfrids RC School	14	5	2.80	0.40	2.40
Poppleton Road Primary	12	3	4.00	1.67	2.33
Hemplands Primary	46	11	4.18	1.91	2.27
Acomb Primary	16	4	4.00	1.75	2.25
Robert Wilkinson Primary	68	16	4.25	2.13	2.12
Headlands Primary	17	4	4.25	2.25	2.00
Stockton on the Forest Primary	3	1	3.00	1.00	2.00
Naburn Primary	33	7	4.71	3.14	1.57
Huntington Primary	54	13	4.15	2.62	1.53
St Aelreds	17	6	2.83	1.33	1.50
Scarcroft Primary	61	18	3.39	1.89	1.50
None given	53	15	3.53	2.07	1.46
Dringhouses Primary	29	7	4.14	2.71	1.43
Copmanthorpe Primary	36	10	3.60	2.20	1.40
Westfield Primary	13	4	3.25	2.00	1.25
English Martyrs Primary	26	7	3.71	2.71	1.00
Poppleton Ousebank Primary	48	15	3.20	2.60	0.60
Lakeside Primary	4	2	2.00	1.50	0.50
Knavesmire Primary School	12	4	3.00	2.75	0.25
Skelton Primary	10	3	3.33	3.33	0.00
New Earswick Primary	0	1	0.00	0.00	0.00
St Marys Primary	6	2	3.00	3.00	0.00
Wigginton Primary	12	5	2.40	2.40	0.00
Clifton Green Primary	17	4	4.25	4.50	-0.25
Ralph Butterfield Primary	26	10	2.60	2.90	-0.30
Fulford Primary School	0	1	0.00	1.00	-1.00
Park Grove Primary	7	4	1.75	3.25	-1.50
St Georges	3	1	3.00	5.00	-2.00
St Lawrences Primary	0	1	0.00	2.00	-2.00
Our Ladys RC Primary	4	3	1.33	3.67	-2.34
Haxby Road Primary School	0	1	0.00	8.00	-8.00

Table 12.2

When would families want to access out of school activities

Table 13.1 shows when parents needed access to out of school activities.

	Total
Weekdays	193
Weekends	55
School Holidays	152
Table 13.1	

As with childcare the vast majority of families want out of school activities on weekdays and in the school holidays. However there is a larger number of parents expressing a need for weekend out of school care than those needing it for childcare (see table 9.1).

Table 13.2 shows the times of day that parents have said they need to have access to out of school activities.

Time of day	Total
Before School Day	17
During the day	26
After school up to 6pm)	200
In the evening (after 6pm)	33
During the school holidays	154
Table 13.2	

A significant majority of parents have expressed the need to access out of school activities after school and in the school holidays.

Where families would like these activities to be held

Table 14.1 shows where parents have said they would like to access out of school clubs and activities:

Location	Total
At school	226
Library	59
Local Community Hall	114
Table 14.1	

The majority of parents would like to access out of school activities on the school site, followed by in a local community hall and then in a library.

Are parents happy with the quality of the childcare or out of school activities they are currently using?

Table 15.1 shows if parents are happy with the quality of the childcare or out of school activities they are currently using.

	Total
No	34
Yes	177
Total	211
Table 15.1	

Table 15.2 shows how the satisfaction with the quality of childcare and out of school activities varies according to household income. The final column on the right shows how these figures equate “per family” in this income range.

Happy with quality?	Household income?	Total	Number of parents in this range	Number unhappy with quality per family
No	Less than £100	1	2	0.50
	£100-300	1	20	0.05
	£301-500	4	32	0.13
	£501-£1000	15	97	0.15

	£1000-£1300	3	25	0.12
	£1300+	5	47	0.11
	(blank)	5	23	0.22
No Total		34		
	Household income?	Total	Number of parents in this range	Number happy with quality per family
Yes	Less than £100	1	2	0.50
	£100-300	14	20	0.70
	£301-500	22	32	0.69
	£501-£1000	67	97	0.69
	£1000-£1300	19	25	0.76
	£1300+	39	47	0.83
	(blank)	15	23	0.65
Yes Total		177		

Table 15.2

Chart 15.1 shows how the profiles of happiness with quality vary according to household income.

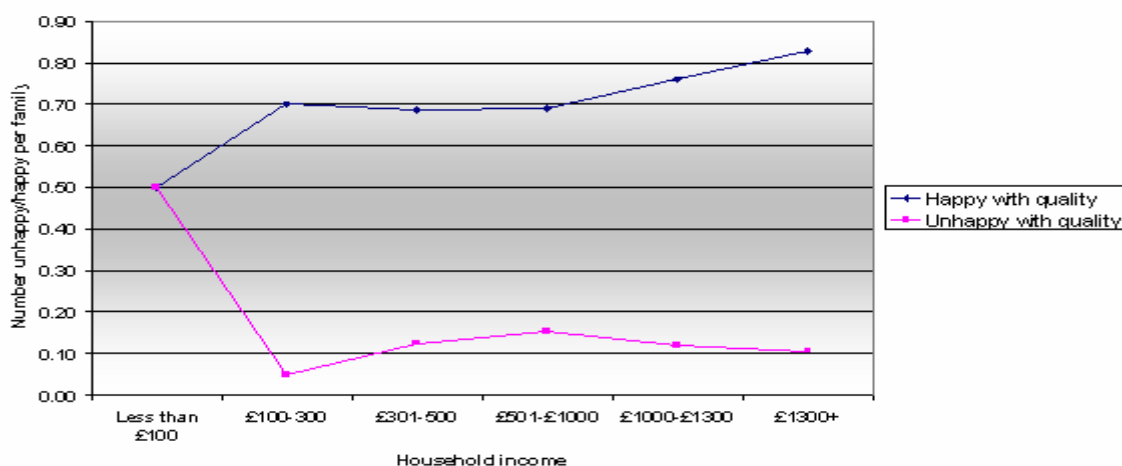


Chart 15.1

As before caution should be taken over looking at the lowest income ranges due to low response rates. However those in the household income range of £501-£1000 seem to be the most unhappy with quality of childcare or out of school activities. The happiest with quality are those in the £1000-£1300 and £1300+ ranges.

Does a lack of available childcare / out of school activities prevent parents from going to work?

Table 16.1 shows parents response to the question "Does a lack of available childcare / out of school activities prevent you going out to work?"

	Total
No	174
Yes	42
Total	216

Table 16.1

Table 16.2 shows the response to the same question but broken down by household income. The final column on the right shows how these figures equate “per family” in this income range.

Does the lack of available childcare / out of school activities prevent you going out to work?	Household income?	Total	No. of parents in this range	Number per family
No	Less than £100	0	2	0.00
	£100-300	10	20	0.50
	£301-500	19	32	0.59
	£501-£1000	73	97	0.75
	£1000-£1300	20	25	0.80
	£1300+	37	47	0.79
	(blank)	15	23	0.65
No Total		174		
Yes	Less than £100	2	2	1.00
	£100-300	6	20	0.30
	£301-500	7	32	0.22
	£501-£1000	15	97	0.15
	£1000-£1300	3	25	0.12
	£1300+	7	47	0.15
	(blank)	2	23	0.09
Yes Total		42		

Table 17.2

Chart 16.1 shows the profile of parents response to the question about the availability of childcare by income range.

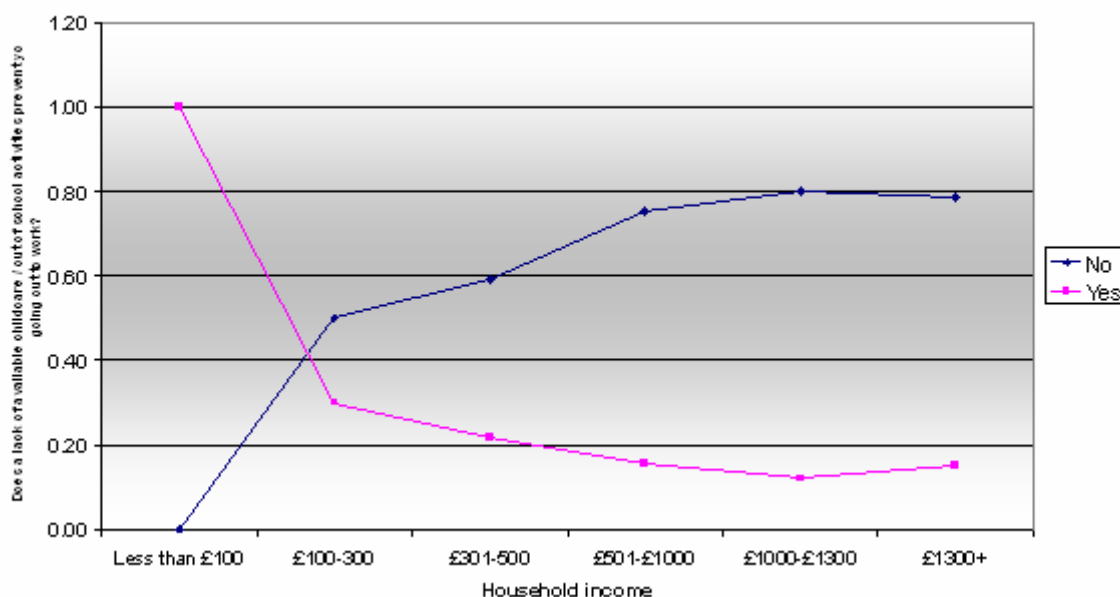


Chart 16.1

As before caution should be taken over looking at the lowest income ranges due to low response rates. However there does seem to be a clear correlation between household

income and parents saying that the available childcare prevents them from returning to work.

Main reasons for not using childcare / out of school activities

Table 17.1 shows the main reasons parents gave for not using childcare or out of school activities.

Reason	Total
Cost	53
At home / prefer to do it myself	42
Use friends / family support	36
Nothing available	29
Not appropriate times / does not fit around work	27
Not right quality	19
Difficult to get to / not convenient location	18
Don't trust anyone with child	4
Children old enough to look after themselves	1
Nothing suitable for disability/SEN/additional Needs	1

Table 17.1

The main reason given for not accessing childcare or out of school activities is cost. This reflects the findings of the 2007 Childcare Sufficiency Assessment.

Table 17.2 shows the main reasons broken down by which school the respondent is using.

School	Cost	Use friends / family support	Don't trust anyone with child	Children old enough to look after themselves	At home / prefer to do it myself	Difficult to get to / not convenient location	Nothing available	Not right quality	Nothing suitable for disability/SEN/additional Needs	Not appropriate times / does not fit around work
Acomb Primary	1	1			2					
Badger Hill Primary		1				1				1
Bishopthorpe Infant	1	1	1		1					
Burton Green Primary						1	1			
Carr Infant	1				1		1			3
Clifton Green Primary	2					1	1	1		1
Clifton with Rawcliffe Infants	2	1				1	1	1		1
Copmanthorpe Primary	2	1			2			1		1
Dringhouses Primary	1	4			3			1		2

School	Cost	Use friends / family support	Don't trust anyone with child	Children old enough to look after themselves	At home / prefer to do it myself	Difficult to get to / not convenient location	Nothing available	Not right quality	Nothing suitable for disability/SEN/additional Needs	Not appropriate times / does not fit around work
Dunnington Primary	1									
Elvington Primary	1	1					1			1
English Martyrs Primary	1				2	2		1		
Fishergate	1	1				1	2	1		
Fulford Primary School		1								
Haxby Road Primary						1				
Headlands Primary										
Hemplands Primary	2	4			1		2	1		1
Huntington Primary	4	3	1		3	2	5	3		
Knavesmire Primary	2					1		1		1
Lakeside Primary		1								
Lord Deramores Primary								1		
Naburn Primary					1	1	2	1		1
New Earswick Primary	1									
None given	3	2			1	1	2			
Osbaldwick Primary								1		
Our Ladys RC Primary	3	1		1	1			1		1
Park Grove Primary	1	1			1					2
Poppleton Ousebank Primary	3		1		4		1			
Poppleton Road Primary		1			1					
Ralph Butterfield Primary	2	2			1			1		4
Rawcliffe Infants										1
Robert Wilkinson Primary	3	1			5	1				
Rufforth Primary					1					1
Scarcroft Primary	5	3			7		4			1
Skelton Primary	1									
St Aelreds	1	1			1		1			1

School	Cost	Use friends / family support	Don't trust anyone with child	Children old enough to look after themselves	At home / prefer to do it myself	Difficult to get to / not convenient location	Nothing available	Not right quality	Nothing suitable for disability/SEN/additional Needs	Not appropriate times / does not fit around work
St Georges										
St Lawrences Primary										
St Marys Primary					1					
St Oswalds Primary	1	2					1	1		2
St Paul's Nursery								1		
St Wilfrids RC School	2				1	1	1			
Stockton on the Forest Primary							1			
Westfield Primary	1					1	1			
Wheldrake Primary	2	1				1	1		1	1
Wigginton Primary	1	1	1		1			1		
Yearsley Grove Primary	1					1				

Table 17.2

Although table 17.2 is very number heavy there are some key messages which come out of it. It should be stressed though that this may relate not only to the extended services available but also the childcare in the surrounding area.

- Cost is given as a reason at a large number of schools but particularly at Scarcroft Primary, Huntington Primary, Our Lady's, Poppleton Ousebank, and Robert Wilkinson.
- There are a greater number of people giving "nothing available" as a reason for Scarcroft Primary and Huntington Primary. This is another barrier that is also reflected in the 2007 Childcare Sufficiency Assessment.
- Childcare or out of school activities not at the right times or fitting with work is given as a reason at a number of schools but more so for Carr Infants and Ralph Butterfield.

Comments from parents / carers

The survey gave parents the opportunity to add any other comments or thoughts that they felt they wanted to give. A summary of these comments is given below.

Table 18.1 shows the breakdown of these comments into several categories.

Category	Total
Lack of out of school facilities in area	35
Times wrong / unsuitable	24
Problems with affordability	17
Should hold activities at school	15
Suggestion of new activity / improvement	15
Lack of childcare facilities in area	10
Happy with childcare	10
Happy with out of school activities	8
Lack of information about activities	7
Complaint about setting, staff or activity	7
Total	148

Table 18.1

Lack of out of school facilities in the area

Table 18.2 shows the breakdown of parents who gave comments falling into the category of there being a lack of out of school activities in their area.

School	Total	School	Total
Huntington Primary	6	Dunnington Primary	1
None given	3	Elvington Primary	1
Scarcroft Primary	3	English Martyrs Primary	1
Fishergate	2	Hemplands Primary	1
Naburn Primary	2	Lord Deramores Primary	1
Poppleton Ousebank Primary	2	Our Ladys RC Primary	1
Skelton Primary	2	Ralph Butterfield Primary	1
Burton Green Primary	1	Robert Wilkinson Primary	1
Carr Infant	1	St Oswalds Primary	1
Clifton Green Primary	1	Stockton on the Forest Primary	1
Clifton with Rawcliffe Infants	1	Wheldrake Primary	1

Table 18.2

The general theme of comments by school were:

- Huntington Primary – A need for an onsite after school club that runs on a regular basis. This mirrors the findings of the Childcare Sufficiency Assessment.
- Scarcroft Primary – A need for increased capacity of the existing out of school club and more, regular holiday provision.
- Fishergate Primary – A need for flexible after school provision for ad hoc care and also a greater diversity of activities needing to be offered.
- Naburn Primary – A need for before and after school care. There is a recognition that any provision would need support to ensure it is sustainable and also challenges faced in terms of space for the club to run.
- Poppleton Ousebank – One of the parents expressed concern about out of school activities for 11-16 year olds in the area.
- Skelton Primary – Some general comments around the need for a greater range of activities and more of these to be available to those in year 1.

Table 18.3 shows the breakdown of parents who gave comments falling into the category of activities being at the wrong times or unsuitable.

School	Total	School	Total
None given	2	Lord Deramores Primary	1
Scarcroft Primary	2	Ralph Butterfield Primary	1
Carr Infant	2	St Oswalds Primary	1
Park Grove Primary	2	Wheldrake Primary	1
Naburn Primary	1	Acomb Primary	1
Poppleton Ousebank Primary	1	Badger Hill Primary	1
Clifton Green Primary	1	Copmanthorpe Primary	1
Elvington Primary	1	Dringhouses Primary	1
English Martyrs Primary	1	Headlands Primary	1
Hemplands Primary	1	St Paul's Nursery School	1
Table 18.3			

The comments given in this area do not relate to any specific school and are summarised below.

- Some parents said they viewed childcare as allowing them to work but activities being for the child or young person. However this view was in the minority.
- Parents who are working shifts or atypical hours said they found it difficult to access childcare or activities.
- A number of parents said that it would be useful if extended school activity ending times could be coordinated to allow it to link with other forms of childcare. Another reason given for this is not having to make repeated trips if there is more than one child and they are doing different activities.
- A significant number of parents expressed a need for extended hours provision in particular beyond 6pm and, to a lesser extent, before school.
- Some parents said they would like to see better quality activities offered in after school activities.
- Where families have children in different year groups they tend to find it difficult to plan and access activities for all of their children.
- One parent said it can be challenging finding wrap-around care when a child is starting part time at school.

Table 18.3 shows the breakdown of parents who gave comments falling into the category of activities being at the wrong times or unsuitable.

School	Total	School	Total
None given	2	Naburn Primary	1
Poppleton Ousebank Primary	2	Clifton Green Primary	1
Ralph Butterfield Primary	2	Hemplands Primary	1
St Oswalds Primary	2	Dringhouses Primary	1
Copmanthorpe Primary	2	Robert Wilkinson Primary	1
Scarcroft Primary	1	Yearsley Grove Primary	1
Table 18.3			

As with the previous category these comments are not specific to any one school and can be looked at as general thoughts and issues.

- Some families gave the view that the tax credit system is too complicated and the cut off point for what families are supported is too low.
- Some parents with 3 or more children said they need additional support to allow their children to access activities.
- A number of parents expressed a difficulty with the affordability of holiday activities.
- Where parents are shift or atypical workers they face additional affordability issues by having to reserve and pay for places that may not actually be used.
- Some parents questioned the value for money offered by breakfast clubs and said it was unfair some breakfast clubs are free while others charge.

Table 18.4 shows the breakdown of parents where they gave comments falling into the category of activities being held on the school site.

School	Total	School	Total
Copmanthorpe Primary	2	English Martyrs Primary	1
Scarcroft Primary	2	Wheldrake Primary	1
Huntington Primary	2	Fishergate	1
Ralph Butterfield Primary	1	Bishopthorpe Infant	1
Robert Wilkinson Primary	1	Haxby Road Primary School	1
Yearsley Grove Primary	1	Rufforth Primary	1
Table 18.4			

A summary of the main comments given in relation to the category of having activities on school sites are below.

- As picked up on earlier, some parents expressed a need for an after school club on site at Huntington Primary school.
- Some people said they would like to see activities run on the school site that are currently run in off site buildings. The comments relate to the quality of the buildings and facilities.
- Some parents said for after school activities off site they can find it difficult to collect the child from school and drop them off at the activity. One parent suggested there should be an increased use of walking buses to activities.

Table 18.5 shows the breakdown of parents who gave comments falling into the category of suggesting new activities or improvements.

School	Total	School	Total
Robert Wilkinson Primary	3	Lord Deramores Primary	1
None given	2	Skelton Primary	1
Huntington Primary	1	Our Ladys RC Primary	1
Fishergate	1	Knavesmire Primary School	1
St Oswalds Primary	1	Rawcliffe Infants	1
Dringhouses Primary	1	St Marys Primary	1
Table 18.5			

Suggestions for new activities or improvements included:

- Trampolining (Dringhouses Primary)
- Beavers, cubs, brownies (Fishergate, Rawcliffe Infants, Skelton Primary)

- More sports and multi-skills, tennis golf etc available across all ranges (Huntington, Our Lady's, Rawcliffe Infants)
- Voluntary clubs should get extra support or be run by the school (Knavesmire)
- Opportunity for child to learn second language (Lord Deramores)
- Swimming lessons (no school given)
- More opportunities for children and parents to do activities or learning together (Rawcliffe Infants)
- Homework Club (Rawcliffe Infants)
- General comment about wider use of school facilities (St Oswald's)

Table 18.6 shows the breakdown of parents who gave comments falling into the category of a lack of childcare facilities.

School	Total
None given	2
Copmanthorpe Primary	2
St Oswalds Primary	1
Skelton Primary	1
Scarcroft Primary	1
Wheldrake Primary	1
Poppleton Ousebank Primary	1
St Aelreds	1
Table 18.6	

The childcare facilities that parents say are lacking are:

- Copmanthorpe – One parent stated they were unsure of the quality of the local playgroup but said there was no alternative. One parent also said there was a need for more holiday provision.
- None given – One parent said that existing before and after school club was full. Another parent said that there was a need for childcare that could flexibly meet the needs of parents working changing shifts.
- Poppleton Ousebank – One parent concern over a lack of childcare for 11-16 year olds.
- Scarcroft Primary – One parent said they would like to be able to use free early education places with their existing childminder.
- Skelton Primary – One parent said there was a lack of under five care and activity provision for those in year one.
- St Aelred's – One parent gave concern about childminders being forced out of the role by excessive paperwork from government.
- St Oswald's – One parent said they could not access the existing after school club as it is full.
- Wheldrake Primary – One parent wanted support where children have started on a part time basis at school.

Table 18.7 shows the breakdown of parents who gave comments falling into the category of activities being happy with childcare.

School	Total
Scarcroft Primary	3
Wheldrake Primary	1
Robert Wilkinson Primary	1
Huntington Primary	1
Dringhouses Primary	1
Hemplands Primary	1
Elvington Primary	1
Acomb Primary	1
Table 18.7	

General comments around being happy with the quality of childcare are summarised below:

- Good quality staff at nursery (Askham Bar Day Nursery, St Paul's)
- Happy with quality of local childminders (Elvington, Huntington, Scarcroft)
- Good quality after school club (Hemplands, Robert Wilkinson)
- Good quality holiday club (Bish Street Kids)
- Happy with quality of playgroup (Wheldrake)

Table 18.8 shows the breakdown of parents who gave comments falling into the category of activities being happy with out of school activities.

School	Total
Robert Wilkinson Primary	1
None given	1
Copmanthorpe Primary	1
St Aelreds	1
Park Grove Primary	1
Badger Hill Primary	1
Poppleton Road Primary	1
Westfield Primary	1
Table 18.8	

A summary of the comments where parents are happy with out of school activities is given below.

- Good after school clubs and holiday clubs (Badger Hill, Hemplands, Westfield Primary)
- Good term time activities (Copmanthorpe, Park Grove Primary, Poppleton Road Primary, Robert Wilkinson Primary, St Aelred's)

Table 18.9 shows the breakdown of parents who gave comments falling into the category of there being a lack of information about activities.

School	Total
Copmanthorpe Primary	2
Westfield Primary	1
Poppleton Ousebank Primary	1
St Marys Primary	1
Burton Green Primary	1
St Wilfrids RC School	1
Table 18.9	

A summary of comments from parents around this is given below.

- There is a need for better information about what extended schools activities are available.
- Better publicity of employer support with childcare costs (childcare vouchers).

Table 18.10 shows the breakdown of parents who gave comments falling into the category of there being a lack of information about activities.

School	Total
St Aelreds	1
Park Grove Primary	1
Scarcroft Primary	1
Dringhouses Primary	1
St Oswalds Primary	1
Rufforth Primary	1
St Paul's Nursery School	1
Table 18.10	

A summary of comments from parents around this is given below.

- One parent said there was a need for a nursery to have a deep clean.
- Holiday club needs to give more notice of what days they are operating so parents can make arrangements with work.
- Two parents gave concern over the quality of the buildings groups were run in. Both of them off school sites, one a playgroup and the other an out of school club.
- One parent gave concern about childminders being forced out of the role by excessive paperwork from government.
- One parent said the cost of their breakfast club was too high.
- One parent expressed concern over staff retention rates at an out of school club.